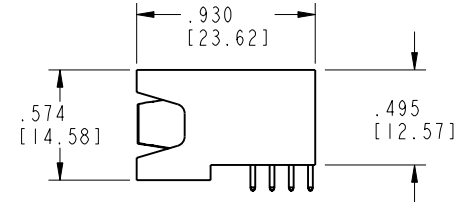
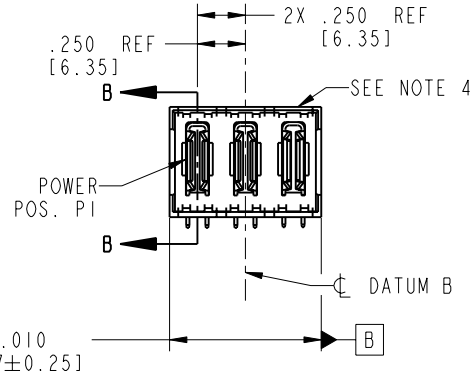


Tous droits strictement réservés. Reproduction ou communication o des liens interdite sous quelque forme que ce soit sans autorisation écrite du propriétaire. Propriete de c FCI. Droits de reproduction FCI.

FCI

All rights strictly reserved. Reproduction or issue to third parties in any form whenever is not permitted without written authority from the proprietor. Property of FCI. Copyright FCI.

PRODUCT NO. 51939-048-- NOTE: 3	POWER		
	P1	P2	P3
	PA	PA	PS



CODE	DIM "M" MATING LENGTH		CONTACT TYPE	TYPE
PA	N/A	[N/A]	POWER	LONG WIPE
PS	N/A	[N/A]	POWER	SHORT WIPE

mat'l code				SEE NOTE 2				tolerances unless otherwise specified				CUSTOMER		FCI		www.fciconnect.com											
ltr	ecn no.	dr	date	linear	.XX±.01/0.X±0.3				COPY		projection		title		3P												
A	V03-0212	MEM	2/24/03		.XXX±.005/0.XX±0.13				INCH/MM		RIGHT ANGLE SOLDER HEADER		product family		PwrBlade												
B	V03-0875	TAB	8/08/03		.XXX±.0020/0.XXX±0.051				scale		1:1		size		dwg no												
C	DG06-0008	JMG	01/09/06	angles	0°±2°				A		A		51939-048		code												
sheet index		revision sheet		C	C	C	C	M. MOSTOLLER		2/24/03		M. MOSTOLLER		2/24/03		H. BREWBAKER		2/24/03		M. MOSTOLLER		2/24/03		sheet		1 of 4	
1		2		3	4																						

cage code 22526 4

Pro/E

PDM: Rev:C

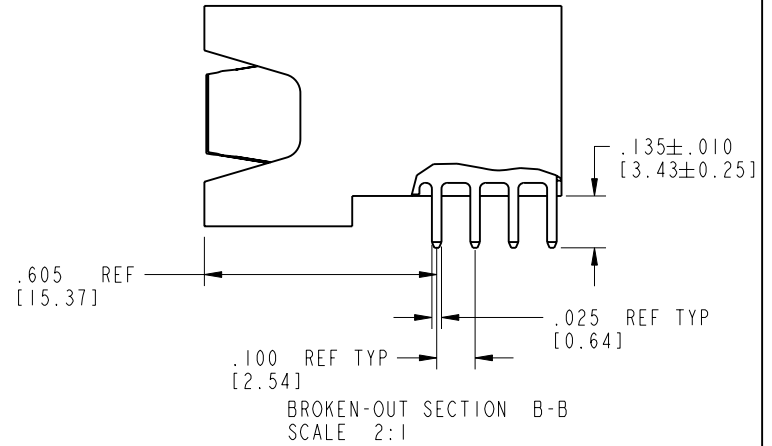
STATUS: Released

Printed: Aug 14, 2007

Tous droits strictement reserves. Reproduction ou communication o des liers interdite sous queque forme que ce soit sans autorisation ecrite du proprietaire. Propriete de c FCI. Droits de reproduction FCI.

All rights strictly reserved. Reproduction or issue to third parties in any form whatever is not permitted without written authority from the proprietor. Property of FCI. Copyright FCI.

PRODUCT NUMBER
51939-048__
NOTE: 3



mat'l code				SEE NOTE 2		tolerances unless otherwise specified		CUSTOMER		 www.fciconnect.com		
lfr	ecn no.	dr	date	linear	.XX ± .01 / 0.XX ± 0.3		COPY		 title 3P RIGHT ANGLE SOLDER HEADER	product family PwrBlade code 213		
C					.XXX ± .005 / 0.XX ± 0.13		INCH/MM			size dwg no		sheet 2 of 4
				angles	.XXX ± .0020 / 0.XX ± 0.051		scale 1:1		A 51939-048			
				dr	M. MOSTOLLER	2/24/03						
				enrg	M. MOSTOLLER	2/24/03						
				chr	H. BREWBAKER	2/24/03						
				appd	M. MOSTOLLER	2/24/03						
sheet index	revision sheet											

coge code 22526

Pro/E

PDM: Rev:C

STATUS: Released

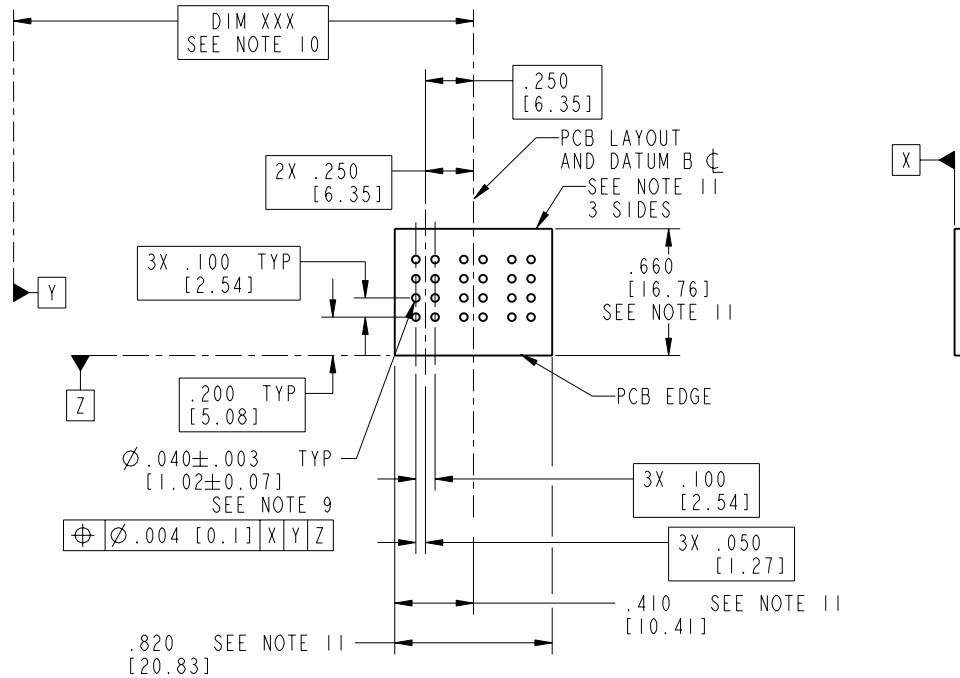
Printed: Aug 14, 2007

Tous droits strictement reserves. Reproduction ou communication o des liers interdite sous quelque forme que ce soit sans autorisation ecrite du proprietaire. Propriete de c FCI. Droits de reproduction FCI.



All rights strictly reserved. Reproduction or issue to third parties in any form whatever is not permitted without written authority from the proprietor. Property of FCI. Copyright FCI.

PRODUCT NUMBER
51939-048--
NOTE: 3



RECOMMENDED PCB LAYOUT

mat'l code SEE NOTE 2				tolerances unless otherwise specified		CUSTOMER		www.fciconnect.com	
lfr	ecn no.	dr	date	linear	.XX±.01/0.X±0.3	COPY			
c				angles	.XXX±.005/0.XXX±0.13	projection		RIGHT ANGLE SOLDER HEADER	
				dr	.XXX±.0020/0.XXX±0.051	INCH/MM		product family	PwrBlade
				enqr	0°±°	scale		size	dwg no
				chr	M. MOSTOLLER 2/24/03	1:1		A	51939-048
				appd	M. MOSTOLLER 2/24/03			sheet	213
sheet index	revision sheet							3 of 4	

cage code 22526

Pro/E

PDM: Rev:C

STATUS: Released

Printed: Aug 14, 2007

Tous droits strictement reserves. Reproduction ou communication o des liers interdite sous quelque forme que ce soit sans autorisation écrite du propriétaire. Propriete de c FCI. Droits de reproduction FCI.



All rights strictly reserved. Reproduction or issue to third parties in any form, whatever is not permitted without written authority from the proprietor. Property of FCI. Copyright FCI.

PRODUCT NUMBER
51939-048__
NOTE: 3

NOTES:

1. DIMENSIONS AND TOLERANCES ARE IN ACCORDANCE WITH ASME Y14.5M, 1994 UNLESS OTHERWISE SPECIFIED.

CONNECTOR NOTES:

- 2. HOUSING MATERIAL: UL 94 V-0 GLASS FILLED
HIGH-TEMP THERMOPLASTIC
POWER CONTACT MATERIAL: COPPER ALLOY
SIGNAL PIN MATERIAL: COPPER ALLOY
- 3. 51939-048;51939-048LF;51939-048GLF PLATING SPEC. SEE PRINT:10064183
- 4. MANUFACTURER'S NAME, P/N, AND DATE CODE TO APPEAR ON THIS SURFACE.
- 5. PRODUCT SPECIFICATION GS-12-149.
APPLICATION SPECIFICATION BUS-20-067.
- 6. PACKAGED IN TRAYS.
PCB NOTES:
- 7. ALL HOLE DIAMETERS ARE FINISHED HOLE SIZE.
- 8. MOUNTING HOLES, WHERE APPLICABLE, ARE UNPLATED.
- 9. $\varnothing .0453 \pm .0010$ [1.151 \pm 0.025] DRILLED HOLES PLATED WITH .0003 [0.008] MIN SnPb OVER .001 [0.03] TO .003 [0.08] Cu PLATING TO ACHIEVE $\varnothing .040 \pm .003$ [1.02 \pm .07] HOLE.
- 10. "DIM XXX" TO BE DETERMINED BY THE CUSTOMER.
- 11. CONNECTOR KEEP-OUT ZONE.

mat'l code		SEE NOTE 2		tolerances unless otherwise specified		CUSTOMER		 www.fciconnect.com	
lfr	ecn no.	dr	date	linear	.XX \pm .01/0.X \pm 0.3	COPY			
C				projection	.XXX \pm .005/0.XX \pm 0.13			title	3P
				angles	.XXX \pm .0020/0.XXX \pm 0.051			RIGHT ANGLE SOLDER HEADER	
				dr	M. MOSTOLLER 2/24/03	INCH/MM		product family	PwrBlade
				engr	M. MOSTOLLER 2/24/03			code	213
				chr	H. BREWBAKER 2/24/03	scale		size	dwg no
				appd	M. MOSTOLLER 2/24/03	1:1		A	51939-048
sheet index	revision sheet							sheet	4 of 4

cage code 22526

Pro/E

PDM: Rev:C

STATUS: Released

Printed: Aug 14, 2007